

## State Code (State)

### File: IDENTIFICATION PARTICULARS (B1&2)

#### Overview

Type: Discrete    Valid cases: 57926  
Format: numeric    Invalid: 0  
Width: 2            Minimum: 2  
Decimals: 0        Maximum: 33  
Mean: 15.6  
Standard deviation: 8.4















#### Questions and instructions

LITERAL QUESTION

State Code

#### CATEGORIES

Value	Category	Cases	
2	ANDHRA PRADESH	5493	<input type="checkbox"/> 9.5%
3	ARUNCHAL PRADESH	0	<input type="checkbox"/> 0.0%
4	ASSAM	949	<input type="checkbox"/> 1.6%
5	BIHAR	1768	<input type="checkbox"/> 3.1%
6	GOA	257	<input type="checkbox"/> 0.4%
7	GUJARAT	5505	<input type="checkbox"/> 9.5%
8	HARYANA	2025	<input type="checkbox"/> 3.5%
9	HIMACHAL PRADESH	369	<input type="checkbox"/> 0.6%
10	JAMMU & KASHMIR	282	<input type="checkbox"/> 0.5%
11	KARNATAKA	3206	<input type="checkbox"/> 5.5%
12	KERALA	2348	<input type="checkbox"/> 4.1%
13	MADHYA PRADESH	2196	<input type="checkbox"/> 3.8%
14	MAHARASHTRA	7512	<input type="checkbox"/> 13.0%
15	MANIPUR	77	<input type="checkbox"/> 0.1%
16	MEGHALAYA	36	<input type="checkbox"/> 0.1%
17	MIZORAM	0	<input type="checkbox"/> 0.0%
18	NAGALAND	85	<input type="checkbox"/> 0.1%
19	ORISSA	1098	<input type="checkbox"/> 1.9%

20	PUNJAB	3002	 5.2%
21	RAJASTHAN	2313	 4.0%
22	SIKKAM	0	 0.0%
23	TAMIL NADU	8003	 13.8%
24	TRIPURA	155	 0.3%
25	UTTAR PRADESH	5342	 9.2%
26	WEST BENGAL	2848	 4.9%
27	ANDAMAN AND NICOBAR ISLANDS	38	 0.1%
28	CHANDIGARH	328	 0.6%
29	DADRA AND NAGAR HAVELI	170	 0.3%
30	DAMAN & DIU	238	 0.4%
31	DELHI	1998	 3.4%
32	LAKSHADEEP	0	 0.0%
33	PONDICHERRY	285	 0.5%

---

Warning: these figures indicate the number of cases found in the data file. They cannot be interpreted as summary statistics of the population of interest.