

State Code (State)

File: IDENTIFICATION PARTICULARS (B1&2)

Overview




















Type: Discrete Valid cases: 56557
Format: numeric Invalid: 0
Width: 2 Minimum: 2
Decimals: 0 Maximum: 33
Mean: 15.6










Questions and instructions

LITERAL QUESTION

State Code

CATEGORIES

Value	Category	Cases	
2	ANDHRA PRADESH	5492	 9.7%
4	ASSAM	919	 1.6%
5	BIHAR	1868	 3.3%
6	GOA	249	 0.4%
7	GUJARAT	5285	 9.3%
8	HARYANA	1960	 3.5%
9	HIMACHAL PRADESH	342	 0.6%
10	JAMMU & KASHMIR	274	 0.5%
11	KARNATAKA	3061	 5.4%
12	KERALA	2193	 3.9%
13	MADHYA PRADESH	2100	 3.7%
14	MAHARASHTRA	7579	 13.4%
15	MANIPUR	77	 0.1%
16	MEGHALAYA	36	 0.1%
18	NAGALAND	82	 0.1%
19	ORISSA	1019	 1.8%
20	PUNJAB	3018	 5.3%
21	RAJASTHAN	2209	 3.9%
23	TAMIL NADU	7654	 13.5%

24	TRIPURA	211	 0.4%
25	UTTAR PRADESH	5350	 9.5%
26	WEST BENGAL	2814	 5.0%
27	ANDAMAN AND NICOBAR ISLANDS	36	 0.1%
28	CHANDIGARH	305	 0.5%
29	DADRA AND NAGAR HAVELI	150	 0.3%
30	DAMAN & DIU	142	 0.3%
31	DELHI	1851	 3.3%
33	PONDICHERRY	281	 0.5%

Warning: these figures indicate the number of cases found in the data file. They cannot be interpreted as summary statistics of the population of interest.