

# State (State)

## File: Blocks 1,3\_Household Characteristics

### Overview





















Type: Discrete    Valid cases: 86066  
Format: character    Invalid: 0  
Width: 2













### Questions and instructions

LITERAL QUESTION

State

#### CATEGORIES

Value	Category	Cases	
02	Andhra Pradesh	6881	 8.0%
03	Assam	2693	 3.1%
04	Bihar	6329	 7.4%
05	Gujarat	3408	 4.0%
06	Haryana	1278	 1.5%
07	Himachal Pradesh	1640	 1.9%
08	Jammu & Kashmir	1347	 1.6%
09	Karnataka	3865	 4.5%
10	Kerala	3537	 4.1%
11	Madhya Pradesh	6325	 7.3%
12	Maharashtra	7511	 8.7%
13	Manipur	1045	 1.2%
14	Meghalaya	866	 1.0%
15	Nagaland	581	 0.7%
16	Orissa	3351	 3.9%
17	Punjab	3142	 3.7%
18	Rajasthan	3518	 4.1%
19	Sikkim	391	 0.5%
20	Tamil Nadu	6421	 7.5%
21	Tripura	1474	 1.7%

22	Uttar Pradesh	9934	 11.5%
23	West Bengal	5687	 6.6%
24	A & N Islands	748	 0.9%
25	Arunachal Pradesh	778	 0.9%
26	Chandigarh	234	 0.3%
27	Dadra & Nagar Haveli	212	 0.2%
28	Delhi	881	 1.0%
29	Goa	242	 0.3%
30	Lakshdweep	221	 0.3%
31	Mizoram	944	 1.1%
32	Pondicherry	393	 0.5%
33	Daman & Diu	189	 0.2%

Warning: these figures indicate the number of cases found in the data file. They cannot be interpreted as summary statistics of the population of interest.

## Imputation and Derivation

### DERIVATION

This variable has been derived from the variable "State Region" to enable the users to easily access state wise data.