

State (State)

File: Blocks 1,3_Household Characteristics

Overview





















Type: Discrete Valid cases: 28780
Format: character Invalid: 0
Width: 2













Questions and instructions

LITERAL QUESTION

State

CATEGORIES

Value	Category	Cases	
02	Andhra Pradesh	2114	 7.3%
03	Assam	1036	 3.6%
04	Bihar	2158	 7.5%
05	Gujarat	1118	 3.9%
06	Haryana	432	 1.5%
07	Himachal Pradesh	560	 1.9%
08	Jammu & Kashmir	507	 1.8%
09	Karnataka	1274	 4.4%
10	Kerala	1072	 3.7%
11	Madhya Pradesh	2093	 7.3%
12	Maharashtra	2503	 8.7%
13	Manipur	422	 1.5%
14	Meghalaya	394	 1.4%
15	Nagaland	241	 0.8%
16	Orissa	1077	 3.7%
17	Punjab	1036	 3.6%
18	Rajasthan	1221	 4.2%
19	Sikkim	234	 0.8%
20	Tamil Nadu	2001	 7.0%
21	Tripura	517	 1.8%

22	Uttar Pradesh	3313	 11.5%
23	West Bengal	1926	 6.7%
24	A & N Islands	240	 0.8%
25	Arunachal Pradesh	285	 1.0%
26	Chandigarh	48	 0.2%
27	Dadra & Nagar Haveli	80	 0.3%
28	Delhi	273	 0.9%
29	Goa	46	 0.2%
30	Lakshdweep	64	 0.2%
31	Mizoram	389	 1.4%
32	Pondicherry	74	 0.3%
33	Daman & Diu	32	 0.1%

Warning: these figures indicate the number of cases found in the data file. They cannot be interpreted as summary statistics of the population of interest.

Imputation and Derivation

DERIVATION

This variable has been derived from the variable "State - Region" to enable the users to easily access state wise data.