

State (State)

File: Blocks 1,3,10_Household Characteristics

Overview





















Type: Discrete Valid cases: 13647
Format: character Invalid: 0
Width: 2













Questions and instructions

LITERAL QUESTION

State

CATEGORIES

Value	Category	Cases	
02	Andhra Pradesh	992	 7.3%
03	Assam	482	 3.5%
04	Bihar	1046	 7.7%
05	Gujarat	536	 3.9%
06	Haryana	199	 1.5%
07	Himachal Pradesh	276	 2.0%
08	Jammu & Kashmir	214	 1.6%
09	Karnataka	595	 4.4%
10	Kerala	520	 3.8%
11	Madhya Pradesh	990	 7.3%
12	Maharashtra	1181	 8.7%
13	Manipur	200	 1.5%
14	Meghalaya	180	 1.3%
15	Nagaland	96	 0.7%
16	Orissa	508	 3.7%
17	Punjab	468	 3.4%
18	Rajasthan	566	 4.1%
19	Sikkim	72	 0.5%
20	Tamil Nadu	929	 6.8%
21	Tripura	262	 1.9%

22	Uttar Pradesh	1564	 11.5%
23	West Bengal	897	 6.6%
24	A & N Islands	118	 0.9%
25	Arunachal Pradesh	201	 1.5%
26	Chandigarh	34	 0.2%
27	Dadra & Nagar Haveli	40	 0.3%
28	Delhi	157	 1.2%
29	Goa	48	 0.4%
30	Lakshdweep	32	 0.2%
31	Mizoram	156	 1.1%
32	Pondicherry	56	 0.4%
33	Daman & Diu	32	 0.2%

Warning: these figures indicate the number of cases found in the data file. They cannot be interpreted as summary statistics of the population of interest.