

State (State)

File: Blocks 1,3_Household Characteristics

Overview

Type: Discrete Valid cases: 51891

Format: character Invalid: 0

Width: 2














Questions and instructions

LITERAL QUESTION

State

CATEGORIES

Value	Category	Cases	
02	Andhra Pradesh	3680	<input type="checkbox"/> 7.1%
03	Arunachal Pradesh	297	<input type="checkbox"/> 0.6%
04	Assam	1474	<input type="checkbox"/> 2.8%
05	Bihar	3846	<input type="checkbox"/> 7.4%
06	Goa	128	<input type="checkbox"/> 0.2%
07	Gujarat	2357	<input type="checkbox"/> 4.5%
08	Haryana	1232	<input type="checkbox"/> 2.4%
09	Himachal Pradesh	462	<input type="checkbox"/> 0.9%
10	Jammu & Kashmir	327	<input type="checkbox"/> 0.6%
11	Karnataka	2746	<input type="checkbox"/> 5.3%
12	Kerala	1996	<input type="checkbox"/> 3.8%
13	Madhya Pradesh	3871	<input type="checkbox"/> 7.5%
14	Maharashtra	4602	<input type="checkbox"/> 8.9%
15	Manipur	260	<input type="checkbox"/> 0.5%
16	Meghalaya	252	<input type="checkbox"/> 0.5%
17	Mizoram	160	<input type="checkbox"/> 0.3%
18	Nagaland	284	<input type="checkbox"/> 0.5%
19	Orissa	2523	<input type="checkbox"/> 4.9%
20	Punjab	1791	<input type="checkbox"/> 3.5%

21	Rajasthan	2704	 5.2%
22	Sikkim	160	 0.3%
23	Tamil Nadu	4324	 8.3%
24	Tripura	215	 0.4%
25	Uttar Pradesh	7394	 14.2%
26	West Bengal	3522	 6.8%
27	A & N Islands	96	 0.2%
28	Chandigarh	128	 0.2%
29	Dadra & Nagar Haveli	64	 0.1%
30	Daman & Diu	96	 0.2%
31	Delhi	688	 1.3%
32	Lakshdweep	56	 0.1%
33	Pondicherry	156	 0.3%

Warning: these figures indicate the number of cases found in the data file. They cannot be interpreted as summary statistics of the population of interest.

Imputation and Derivation

DERIVATION

This variable has been derived from the variable "State Region" to enable the users to easily access state wise data.