

State (State)

File: Block 1,3 ,10_Household Characteristics

Overview

Type: Discrete Valid cases: 29995
Format: character Invalid: 0
Width: 2













Questions and instructions

LITERAL QUESTION

State

CATEGORIES

Value	Category	Cases	
02	Andhra Pradesh	2215	<input type="checkbox"/> 7.4%
03	Arunachal Pradesh	461	<input type="checkbox"/> 1.5%
04	Assam	1107	<input type="checkbox"/> 3.7%
05	Bihar	2214	<input type="checkbox"/> 7.4%
06	Goa	108	<input type="checkbox"/> 0.4%
07	Gujarat	1213	<input type="checkbox"/> 4.0%
08	Haryana	444	<input type="checkbox"/> 1.5%
09	Himachal Pradesh	607	<input type="checkbox"/> 2.0%
10	Jammu & Kashmir	361	<input type="checkbox"/> 1.2%
11	Karnataka	1354	<input type="checkbox"/> 4.5%
12	Kerala	1075	<input type="checkbox"/> 3.6%
13	Madhya Pradesh	2212	<input type="checkbox"/> 7.4%
14	Maharashtra	2551	<input type="checkbox"/> 8.5%
15	Manipur	439	<input type="checkbox"/> 1.5%
16	Meghalaya	396	<input type="checkbox"/> 1.3%
17	Mizoram	360	<input type="checkbox"/> 1.2%
18	Nagaland	212	<input type="checkbox"/> 0.7%
19	Orissa	1051	<input type="checkbox"/> 3.5%
20	Punjab	941	<input type="checkbox"/> 3.1%
21	Rajasthan	1286	<input type="checkbox"/> 4.3%

22	Sikkim	160	 0.5%
23	Tamil Nadu	2104	 7.0%
24	Tripura	530	 1.8%
25	Uttar Pradesh	3548	 11.8%
26	West Bengal	2043	 6.8%
27	A & N Islands	272	 0.9%
28	Chandigarh	93	 0.3%
29	Dadra & Nagar Haveli	96	 0.3%
30	Daman & Diu	80	 0.3%
31	Delhi	270	 0.9%
32	Lakshdweep	68	 0.2%
33	Pondicherry	124	 0.4%

Warning: these figures indicate the number of cases found in the data file. They cannot be interpreted as summary statistics of the population of interest.

Imputation and Derivation

DERIVATION

This variable has been derived from the variable "State Region" to enable the users to easily access state wise data.