

# State (State)

## File: Blocks 1,3,10\_Household Characteristics

### Overview





















Type: Discrete    Valid cases: 32669  
Format: character    Invalid: 0  
Width: 2
















### Questions and instructions

LITERAL QUESTION

State

#### CATEGORIES

Value	Category	Cases	
01	Jammu & Kashmir	671	 2.1%
02	Himachal Pradesh	480	 1.5%
03	Punjab	820	 2.5%
04	Chandigarh	112	 0.3%
05	Uttaranchal	318	 1.0%
06	Haryana	572	 1.8%
07	Delhi	597	 1.8%
08	Rajasthan	1459	 4.5%
09	Uttar Pradesh	3588	 11.0%
10	Bihar	1784	 5.5%
11	Sikkim	288	 0.9%
12	Arunachal Pradesh	420	 1.3%
13	Nagaland	252	 0.8%
14	Manipur	604	 1.8%
15	Mizoram	448	 1.4%
16	Tripura	576	 1.8%
17	Meghalaya	384	 1.2%
18	Assam	1172	 3.6%
19	West Bengal	2608	 8.0%
20	Jharkhand	820	 2.5%

21	Orissa	1028	 3.1%
22	Chhatisgarh	496	 1.5%
23	Madhya Pradesh	1686	 5.2%
24	Gujarat	1016	 3.1%
25	Daman & Diu	96	 0.3%
26	Dadra & Nagar Haveli	96	 0.3%
27	Maharashtra	2836	 8.7%
28	Andhra Pradesh	2112	 6.5%
29	Karnataka	1452	 4.4%
30	Goa	64	 0.2%
31	Lakshadweep	64	 0.2%
32	Kerala	1076	 3.3%
33	Tamilnadu	2327	 7.1%
34	Pondicherry	208	 0.6%
35	Andaman & Nicobar Is.	139	 0.4%

Warning: these figures indicate the number of cases found in the data file. They cannot be interpreted as summary statistics of the population of interest.

## Imputation and Derivation

### DERIVATION

This variable has been derived from the variable "State region" to enable the users to easily access state wise data.