

State (State)

File: Blocks 1,3 and 10 - Household Characteristics

Overview

Type: Discrete Valid cases: 128019
Format: character Invalid: 0
Width: 2












Questions and instructions

LITERAL QUESTION

State

CATEGORIES

Value	Category	Cases	
02	Andhra Pradesh	9439	<input type="checkbox"/> 7.4%
03	Assam	4462	<input type="checkbox"/> 3.5%
04	Bihar	9824	<input type="checkbox"/> 7.7%
05	Gujarat	5059	<input type="checkbox"/> 4.0%
06	Haryana	1802	<input type="checkbox"/> 1.4%
07	Himachal Pradesh	2294	<input type="checkbox"/> 1.8%
08	Jammu & Kashmir	4685	<input type="checkbox"/> 3.7%
09	Karnataka	5561	<input type="checkbox"/> 4.3%
10	Kerala	4791	<input type="checkbox"/> 3.7%
11	Madhya Pradesh	9182	<input type="checkbox"/> 7.2%
12	Maharashtra	11223	<input type="checkbox"/> 8.8%
13	Manipur	1882	<input type="checkbox"/> 1.5%
14	Meghalaya	1722	<input type="checkbox"/> 1.3%
15	Nagaland	299	<input type="checkbox"/> 0.2%
16	Orissa	4644	<input type="checkbox"/> 3.6%
17	Punjab	4568	<input type="checkbox"/> 3.6%
18	Rajasthan	5341	<input type="checkbox"/> 4.2%
19	Sikkim	633	<input type="checkbox"/> 0.5%
20	Tamil Nadu	8682	<input type="checkbox"/> 6.8%
21	Tripura	1861	<input type="checkbox"/> 1.5%

22	Uttar Pradesh	14903	 11.6%
23	West Bengal	8416	 6.6%
24	A & N Islands	1120	 0.9%
25	Arunachal Pradesh	1061	 0.8%
26	Chandigarh	237	 0.2%
27	Dadra & Nagar Haveli	320	 0.2%
28	Delhi	1200	 0.9%
29	Goa, Daman & Diu	527	 0.4%
30	Lakshdweep	279	 0.2%
31	Mizoram	1542	 1.2%
32	Pondicherry	460	 0.4%

Warning: these figures indicate the number of cases found in the data file. They cannot be interpreted as summary statistics of the population of interest.

Imputation and Derivation

DERIVATION

This variable has been derived from the variable "State - Region" to enable the users to easily access state wise data.