

State (State)

File: Block-1-2-Household-ID-records

Overview

Type: Discrete Valid cases: 78879

Format: character Invalid: 0




















Width: 2

















Questions and instructions

LITERAL QUESTION

State code

CATEGORIES

Value	Category	Cases	
01	Jammu & Kashmir	2344	 3.0%
02	Himachal Pradesh	1648	 2.1%
03	Punjab	2815	 3.6%
04	Chandigarh	159	 0.2%
05	Uttaranchal	768	 1.0%
06	Haryana	1660	 2.1%
07	Delhi	695	 0.9%
08	Rajasthan	4154	 5.3%
09	Uttar Pradesh	7653	 9.7%
10	Bihar	4024	 5.1%
11	Sikkim	480	 0.6%
12	Arunachal Pradesh	760	 1.0%
13	Nagaland	632	 0.8%
14	Manipur	960	 1.2%
15	Mizoram	824	 1.0%
16	Tripura	1464	 1.9%
17	Meghalaya	776	 1.0%
18	Assam	2783	 3.5%
19	West Bengal	5483	 7.0%

20	Jharkhand	2407	 3.1%
21	Orissa	3013	 3.8%
22	Chhattisgarh	1064	 1.3%
23	Madhya Pradesh	4068	 5.2%
24	Gujrat	3300	 4.2%
25	Daman & Diu	128	 0.2%
26	Dadra & Nagar Haveli	128	 0.2%
27	Maharastra	6341	 8.0%
28	Andhra Pardesh	5364	 6.8%
29	Karnataka	3191	 4.0%
30	Goa	320	 0.4%
31	Lakshadweep	160	 0.2%
32	Kerala	3313	 4.2%
33	Tamil Nadu	5368	 6.8%
34	Pondicheri	256	 0.3%
35	Andaman & Nicobar	376	 0.5%

Warning: these figures indicate the number of cases found in the data file. They cannot be interpreted as summary statistics of the population of interest.

INTERVIEWER INSTRUCTIONS

will be copied from the relevant items of block 1 of Schedule 0.0.