

State (State)

File: Block-1-3-Household-Records

Overview





















Type: Discrete Valid cases: 115409
Format: character Invalid: 0
Width: 2













Questions and instructions

LITERAL QUESTION

State code

CATEGORIES

Value	Category	Cases	
02	Andhra Pradesh	8565	 7.4%
03	Arunachal Pradesh	1303	 1.1%
04	Assam	4080	 3.5%
05	Bihar	9138	 7.9%
06	Goa	360	 0.3%
07	Gujarat	4595	 4.0%
08	Haryana	1737	 1.5%
09	Himachal Pradesh	2275	 2.0%
10	Jammu & Kashmir	1348	 1.2%
11	Karnataka	5102	 4.4%
12	Kerala	4390	 3.8%
13	Madhya Pradesh	8545	 7.4%
14	Maharashtra	9980	 8.6%
15	Manipur	1700	 1.5%
16	Meghalaya	1595	 1.4%
17	Mizoram	1428	 1.2%
18	Nagaland	698	 0.6%
19	Orissa	4375	 3.8%
20	Punjab	3991	 3.5%
21	Rajasthan	4900	 4.2%

22	Sikkim	640	 0.6%
23	Tamil Nadu	7945	 6.9%
24	Tripura	2090	 1.8%
25	Uttar Pradesh	13458	 11.7%
26	West Bengal	7817	 6.8%
27	A & N Islands	899	 0.8%
28	Chandigarh	230	 0.2%
29	Dadra & Nagar Haveli	318	 0.3%
30	Daman & Diu	160	 0.1%
31	Delhi	1047	 0.9%
32	Lakshdweep	310	 0.3%
33	Pondicherry	390	 0.3%

Warning: these figures indicate the number of cases found in the data file. They cannot be interpreted as summary statistics of the population of interest.

INTERVIEWER INSTRUCTIONS

State to which the sample village/block belongs to will be recorded here as per the code list.